



### Modular

Product Code	Capacity	Total Height	Inlet Height	Diameter
TA0010	1,000Ltr.	2100mm	2100mm	830mm
TA0011	1,000Ltr.	2100mm	N/A	830mm



### Slimline

Product Code	Capacity	Total Height	Inlet Height	Width	Length
TA0031	3,000Ltr.	2100mm	2100mm	650mm	2950mm



### Domestic

Product Code	Capacity	Total Height	Inlet Height	Diameter
TA0020	2,000Ltr.	2100 mm	2100mm	1180mm
TA0030	3,000Ltr.	2100mm	2100mm	1450mm
TA0050	5,000Ltr.	2100mm	2100mm	1880mm
TA0052	5,200Ltr.	1615mm	1600mm	2280mm



### Urban

Product Code	Capacity	Total Height	Inlet Height	Diameter
TA0075	7,500Ltr.	2115mm	2100mm	2280mm
TA0100	10,000Ltr.	2345mm	2300mm	2500mm
TA0102	10,200Ltr.	1685mm	1600mm	3080mm
TA0150	15,000Ltr.	2385mm	2300mm	3080mm



### Rural

Product Code	Capacity	Total Height	Inlet Height	Diameter
TA0200	20,000Ltr.	2500mm	2300mm	3580mm
TA0225	22,500Ltr.	2730mm	2530mm	3580mm
TA0250	25,000Ltr.	2960mm	2760mm	3580mm
TA0300	30,000Ltr.	2525mm	2300mm	4560mm
TA0450	45,000Ltr.	3275mm	3050mm	4560mm

### Toroid

Product Code	Capacity	Width	Length	Height
TA1900	3,000Ltr.	2400mm	2400mm	1270mm
TA1950	5,000Ltr.	2400mm	3780mm	1270mm



### Fertilizer Tanks

Product Code	Capacity	Total Height	Inlet Height	Diameter
FA0150	15,000Ltr.	2385mm	2300mm	3080mm
FT0200	20,000Ltr.	2500mm	2300mm	3580mm
FR0225	22,500Ltr.	2651mm	2480mm	3580mm
FT0225	22,500Ltr.	2730mm	2530mm	3580mm
FT0250	25,000Ltr.	2960mm	2760mm	3580mm
FT0030	30,000Ltr.	2525mm	2300mm	4560mm



### Transporter Tanks

Product Code	Capacity	Width	Length	Height
TT1462	600Ltr.	1050mm	1050mm	700mm
TT1460	800Ltr.	1200mm	1525mm	800mm
TT1461	1100Ltr.	1200mm	1525mm	1070mm




### Tankmasta Features

#### Tankmasta's Dual Access Hatch

Tankmasta's innovative dual access hatch design on all Urban and Rural tanks allows for ultra-flexible installation. Allowing you to choose the best possible solution for you.



#### Available Colours:




#### Tankmasta's ADP

Tankmasta's rural range includes an innovative feature in their design called the ADP. This patented design has overcome the occupational health and safety issue associated with internal support poles and created Australia's first polyethylene tank with a domed roof and a diameter greater than four metres.



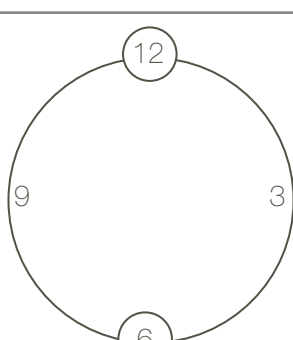
### Tankmasta's RIO Filtration System



Tankmasta's innovative RIO (reversible inlet/overflow) filtration system has provided a great level of flexibility in the installation of a Tankmasta water storage tank. The RIO filtration system is the combination of a traditional basket filter and a 100mm flow-through barrel filter. The RIO is a standard feature on all Tankmasta above ground tanks with the exception of the modular system.

### Tankmasta's Configuration

All Tankmasta fitting configurations are based on an analogue clock dial (below)



- 12 - RIO Filtration system: Flow through barrel filter, Basket filter
- 3, 6 & 9 - Domestic range outlets.
- 6 - Urban & Rural range secondary interchangeable access hatch.

Note: Urban & Rural range fitted on site.